




Year two | Writing Overview

Skill	Theme 1		Theme 2		Theme 3		Theme 4
	Theme: Gunpowder, fire (1666) and wildfires IQ: What makes a good leader		Theme: Explorers (Columbus, Rouse, Aston) IQ: Do human beings need to explore?		Theme: From Cape Verde to New Brighton. IQ: How can we make tourism more environmentally friendly?		Theme: The importance of tourism on our beaches. IQ: How can we keep our beaches clean?
Text							
	Troll Swap by Leigh Hodgkinson	The Great Fire of London by Emma Adams	Look Up! By Nathan Bryan	Grandad's Camper by Harry Woodgate	Tidy by Emily Gravett	The Last Wolf by Mini Grey	Usborne Illustrates Stories from Shakespeare (The Tempest)
Outcome	Fiction: Story	Non-Fiction: Fact sheet	Non-Fiction: Diary entry	Fiction: Story	Non-Fiction: Persuasive letter	Non-Fiction: Letter in role	Fiction: Retell
Word		Add -ly to turn adjectives into adverbs			Add -er and -est to adjectives. Use homophones and near homophones.	Add -er and -est to adjectives. Use homophones and near homophones.	Add suffixes to spell longer words (e.g. -ment, -ful).
	Spell may words correctly by segmenting spoken words into phonemes and representing these by graphemes and spell common exception words.						
Sentence	Use subordination (because) and coordination (and).	Use coordination (but, or)	Use subordination (because) and coordination (and).	Write sentences with different forms: statement, question, exclamation, command.	Use subordination (apply because, when; introduce that).	Use subordination (apply because, when;; hat: introduce if).	Use subordination (when, if, that, because) and coordination (or, and, but).
	Use expanded noun phrases to describe and specify.		Use expanded noun phrases to describe and specify.	Use subordination (apply because, introduce when)			Use expanded noun phrases to describe and specify.

Text			Use present and past tenses correctly and consistently (some progressive)	Use present tenses correctly and consistently.			Use present and past tenses correctly and consistently including the progressive form.
Punctuation	Use punctuation correctly - full stops, capital letters.	Use commas to separate items in a list.	Use punctuation correctly - full stops, capital letters. Introduce apostrophe for possessive (singular)	Use punctuation correctly - exclamation marks, question marks.	Apostrophes for contracted forms.	Apostrophes for possession and contracted forms.	